

SPECIFICATIONS OF FR-8062/8122/8252

ANTENNA RADIATOR

Type	Slotted waveguide array open radiator
Length	4 ft (XN12A) or 6 ft (XN13A)
Rotation Speed	24/36/48 rpm
Wind Load	70 kt relative wind
Beamwidth	
4 ft (XN12A):	Hor. 1.9°, Vert. 22°
6 ft (XN13A):	Hor. 1.35°, Vert. 22°

RF TRANSCIVER

Frequency	9410 ± 30 MHz (X-band)
Output Power	
FR-8062:	6 kW
FR-8122:	12 kW
FR-8252:	25 kW

DISPLAY

Screen Size	12.1" color LCD
Effective Viewing Area	184 (H) x 246 (V) mm
Pixel Number	600 (H) x 800 (V), SVGA
Effective Diameter	184 mm
Echo Colors	32 levels
Echo Trail Gradation	7 levels
Display Modes	Head-up, Course-up**, North-up**, True motion***
	** Heading data required
	*** Heading and speed data required

Range Units	nm, sm, km
Range Scales and Range Ring Intervals (nm)	
Range:	1/8, 1/4, 1/2, 3/4, 1, 1.5, 2, 3, 4, 6, 8, 12, 16, 24, 36, 48, 64, 72, 96*
	*96nm available for the FR-8252 only
Rings:	1/16, 1/8, 1/4, 1/2, 1, 2, 3, 4, 6, 12, 16, 18, 24
Minimum Range	25 m on 0.25 nm range
Range Discrimination	20 m or better
Echo Trails	
Type	True or relative trails
Trail Length:	15, 30 sec., 1, 3, 6, 15, 30 min., 12, 24 hour., or continuous Trail
Trail Width:	Narrow, Normal
Plotting Facilities (Required optional board ARP-11)	
Acquisition:	Auto, Manual
Number of targets:	10 targets in 0.1-32 nm
AIS Functions (Data input from AIS is required)	
Symbols:	Sleeping, Activated, Dangerous, Selected, Lost targets
Number of targets:	100 targets max.

INTERFACE

Input	IEC 61162 NMEA0183 Ver. 1.5/2.0
Output	IEC 61162 NMEA0183, Analog RGB video(option)

ENVIRONMENT

Temperature	
Antenna Unit:	-25°C to +70°C (-13°F to +158°F)
Display Unit:	-15°C to +55°C (5°F to +131°F)
Waterproofing	
Antenna Unit:	IEC60529 IPX6
Display Unit:	IEC60529 IPX5 (front panel)

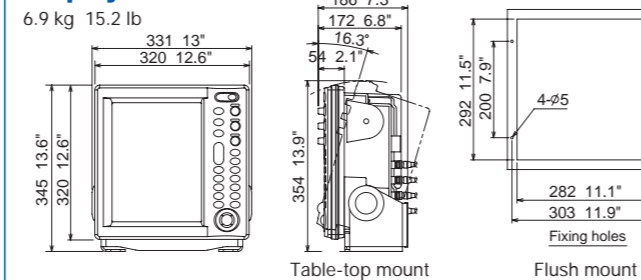
POWER SUPPLY

FR-8062:	10.8-31.2 VDC, 3.2A*
FR-8122:	10.8-31.2 VDC, 3.8A*
FR-8252:	10.8-31.2 VDC, 5.0A*
	*24VDC (windless)

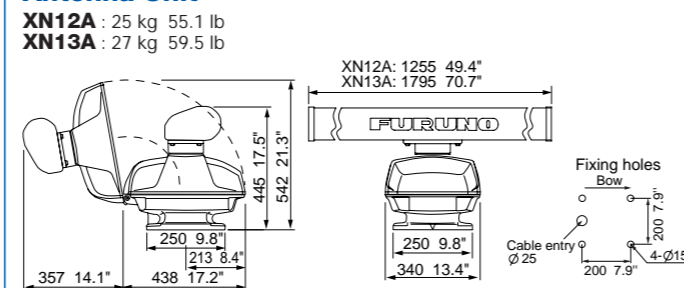
EQUIPMENT LIST

Standard		
1. Display Unit		1 unit
2. Antenna Unit (Specify when ordering)		1 unit
3. Antenna Cable 10, 15, 20 or 30 m		1 pc.
4. Power Cable 3.5 m		1 pc.
5. Power Supply Unit for FR-8252		1 unit
6. Installation materials and spare parts		1 set
Option		
1. Rectifier	RU-3423	
2. Interface Cable	MJ-A7SPF0007-050C, 5 m	
	MJ-A6SPF0007-100, 10 m	
3. External Alarm Buzzer	OP03-136	
4. Auto Plotter	ARP-11 (built in display unit)	
5. Gyro Converter	AD-100	
6. AIS Interface Unit	IF-1500AIS	
7. Analog RGB Video Output Kit for remote display (built in display unit)		
8. Remote Control	RCU-019-E	

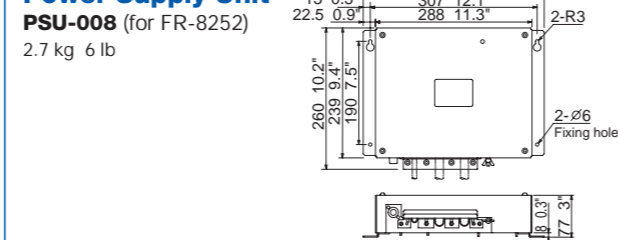
Display Unit



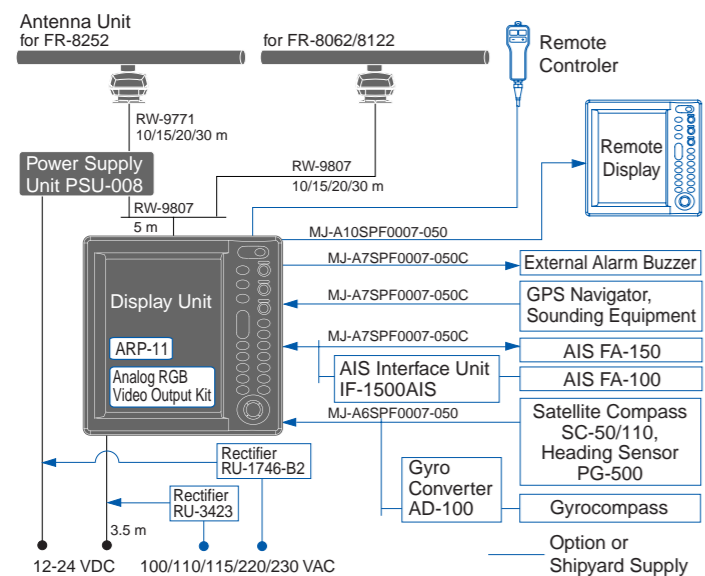
Antenna Unit



Power Supply Unit



INTERCONNECTION DIAGRAM



SPECIFICATIONS SUBJECT TO CHANGE WITHOUT NOTICE

FURUNO U.S.A., INC.

Camas, Washington, U.S.A.
Phone: +1 360-834-9300
Fax: +1 360-834-9400

FURUNO (UK) LIMITED

Havant, Hampshire, U.K.
Phone: +44 2392-441000
Fax: +44 2392-484316

FURUNO FRANCE S.A.

Bordeaux-Mérignac, France
Phone: +33 5 56 13 48 00
Fax: +33 5 56 13 48 01

FURUNO ESPAÑA S.A.

Madrid, Spain
Phone: +34 91-725-90-88
Fax: +34 91-725-98-97

FURUNO DANMARK AS

Hvidovre, Denmark
Phone: +45 36 77 45 00
Fax: +45 36 77 45 01

FURUNO NORGE A/S

Ålesund, Norway
Phone: +47 70 102950
Fax: +47 70 127021

FURUNO SVERIGE AB

Västra Frölunda, Sweden
Phone: +46 31-7098940
Fax: +46 31-497093

FURUNO FINLAND OY

Espoo, Finland
Phone: +358 9 4355 670
Fax: +358 9 4355 6710

FURUNO POLSKA Sp. z o.o.

Gdynia, Poland
Phone: +48 58 669 02 20
Fax: +48 58 669 02 21

FURUNO DEUTSCHLAND GmbH

Rellingen, Germany
Phone: +49 4101 838 0
Fax: +49 4101 838 111

LLC FURUNO EURUS

Petersburg, Russia
Phone: +7 812 767 15 92
Fax: +7 812 766 55 52

PRINTED WITH SOYINK 0603XU Printed in Japan



FURUNO®

12.1" Multi-Color LCD RADAR

FR-8062/8122/8252

[6 kW]

[12 kW]

[25 kW]

Optimized detection with variable antenna rotation speed

- ▶ 12.1" SVGA color TFT LCD with echo colors of 32 levels
- ▶ Superior short range target detection capability
- ▶ Advanced auto modes to automatically adjust gain, tuning and AC rain/sea for delivering the best available picture
- ▶ 48 rpm antenna for high-speed craft as well as for river use
- ▶ True motion echo trail
- ▶ Up to three programmable radar settings can be selected to give the best radar performance in different sea conditions
- ▶ Auto plotter ARP-11 for automatic acquisition and tracking of 10 targets (option)
- ▶ Displays up to 100 AIS targets on the screen (with optional AIS interface.)



The future today with FURUNO's electronics technology.

FURUNO ELECTRIC CO., LTD.

9-52 Ashihara-cho, Nishinomiya City, Japan Phone: +81 (0)798 65-2111
Fax: +81 (0)798 65-4200, 66-4622 URL: www.furuno.co.jp

Catalogue No. R-190

TRADE MARK REGISTERED
MARCA REGISTRADA

