

VDR

Voyage Data Recorder



Alert List

Alert ID	Alert Name	Serial
412234	GPS No Connectio	SGP65A. 30<00>
412218	MC Test Failure	SGP66A. 0017
412201	No.DT Serial No	

Model: VR-7000

VDR REMOTE ALARM PANEL VR-7017

Records all crucial data to identify the cause of maritime casualty as well as contribute to the future prevention of the catastrophe of any kind.

A Voyage Data Recorder (VDR) is similar to the black boxes carried on aircraft. The VR-7000 aids investigators in securing evidence by reviewing procedures and instructions in the moments before an accident. The VR-7000 collects data from all interfaced sensors on board the vessel, storing it in an external Data Recording Unit (DRU). The system comes with two tamperproof DRU units, one fixed and one float-free. They are designed to withstand the extreme impact, pressure, shock and heat, which may happen during an incident. When the DRU is retrieved, the stored data can be replayed by authorities to investigate the cause of the accident.



► **Complies with the new IMO performance standards for VDR**

- Data storing for 48 hours both in fixed and float-free recording medium
- Data storing for 30 days/720 hours in SSD in the Data Collecting Unit
- No.1, 2 Radar and main ECDIS display images can be stored

* Up to 4 Radar and up to 3 ECDIS display images can be stored in rotation.

Also, the images of one other selected display can be stored with the optional SSD.

Radar and ECDIS images can be recorded at 15-second intervals.

► **Easy to integrate with FURUNO INS Network**

FURUNO Radar FAR-3000/FCR-2xx9 series and ECDIS

FMD-3100/3200/3300 can be interfaced through Ethernet

* Software update for FAR-3000/FCR-2xx9 series and FMD-3200/3300 is necessary.

* Radar and ECDIS that utilizes LAN interface based on IEC 61162-450 can be connected through Ethernet.

► **Video LAN converter can convert the Radar signal (DVI or RGB) into Ethernet**

* Necessary when FURUNO Radar FAR-2xx7/2xx5, ECDIS FEA-2107/2807 or the products of third-party manufacturers are connected to VR-7000.

* Data conversion from RGB to Ethernet will be made available after the product launch.

► **Optional sensor adapter gathers all the serial/analog/digital sensor data and collectively feeds it to DCU**

Multiple sensor adapters can be interfaced depending upon the number of sensors to be interfaced.

► **“Live Player V5” for monitoring and playback of the collected data in the DCU on the PC**

► **Extracted the data can be retrieved onto the USB flash memory**

Revised performance standards of VDR MSC.333 (90)

To be applied to VDR installed on or after 1 July 2014.

• **Final recording medium and recording period**

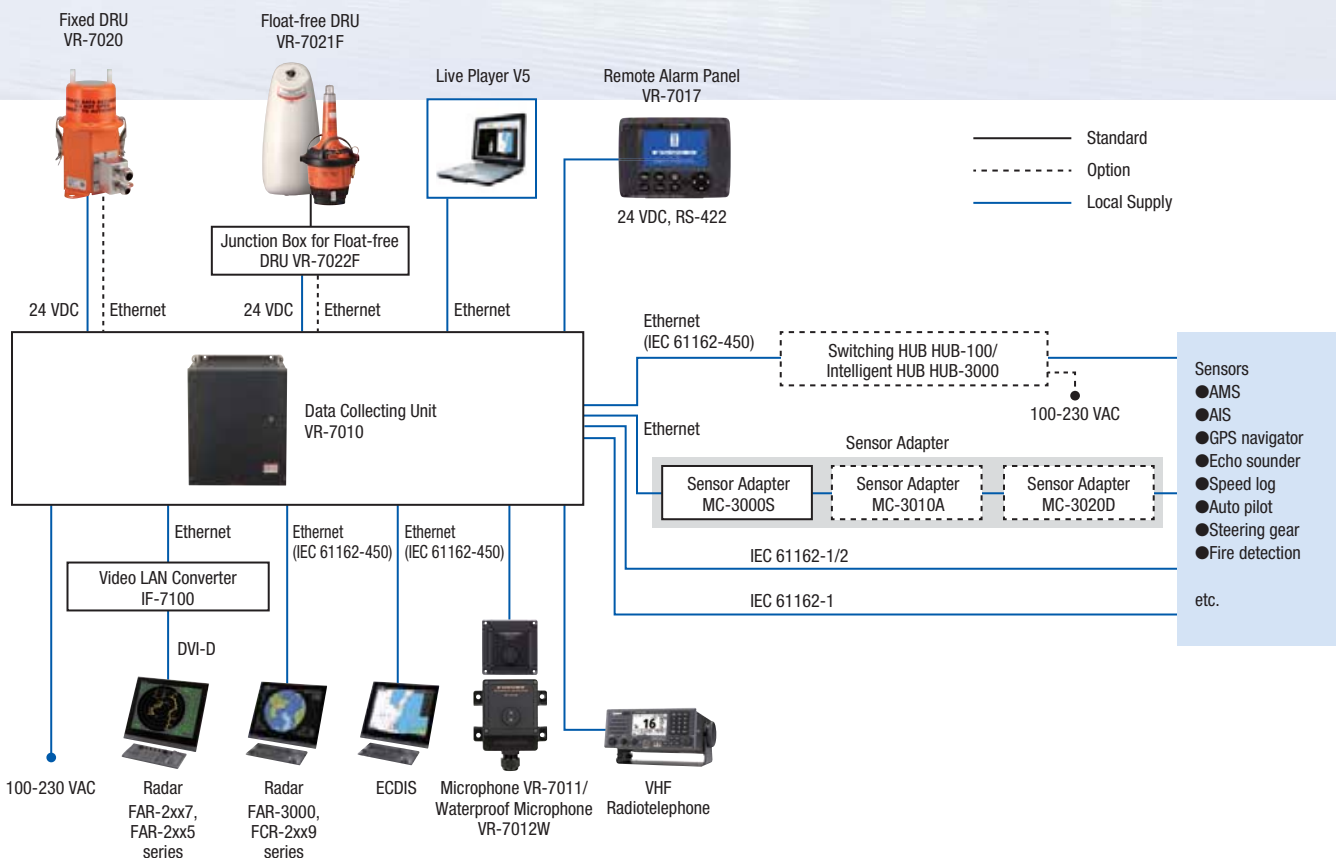
	Current	New
fixed recording medium	12 hours	48 hours
float-free recording medium	NA	48 hours
long-term recording medium	NA	30 days/720 hours

- At least 2 ch for bridge audio, at least 1 ch for outside on bridge wings

- Record Bridge audio and VHF com. relating to ship's operation on a separate channel from the bridge audio above
- Record No.1 and No.2 Radar (Current: No.1 Radar only)
- Record 1 main ECDIS (Current: no requirement)
- All AIS data needs to be recorded (Current S-VDR records it instead of Radar image)
- Record Bridge Alert Management System, if installed.
- Record thrusters, if fitted.
- Record electronic inclinometer, if fitted.
- Record information from electronic logbook, if fitted, etc.

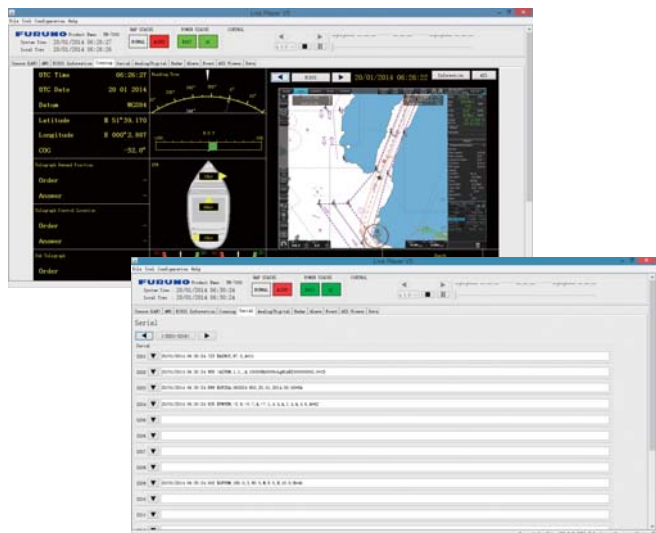
Easy to input the sensor data and review stored data

The onboard sensors can be integrated and interfaced to the VR-7000 thanks to Video LAN converter and sensor adapters. Also, the collected data can be replayed with the PC software or extracted onto a USB flash memories for later analysis.



Live Player V5

This software extracts and displays the data accumulated from the VR-7000, in real time, on the networked PC screen. Also, the data can be replayed for a more thorough data analysis at a later date.

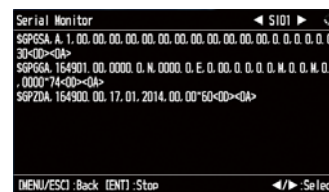


Remote Alarm Panel

At-a-glance recognition of VDR status with minimal operation.



《Normal Status》



《System health checking (serial/analog/digital signals)》



Alert ID	Alert Name	Time of last change
412234	GPS No Connecto	21:40:11
412218	MC Test Failure	13:01:03
412301	No01 Serial No	11:25:15

《Alert List》

